

Treasurer's Report to Council

- Membership Information Session -

FY 2015 Audited Financial Results

2015 Financial Results

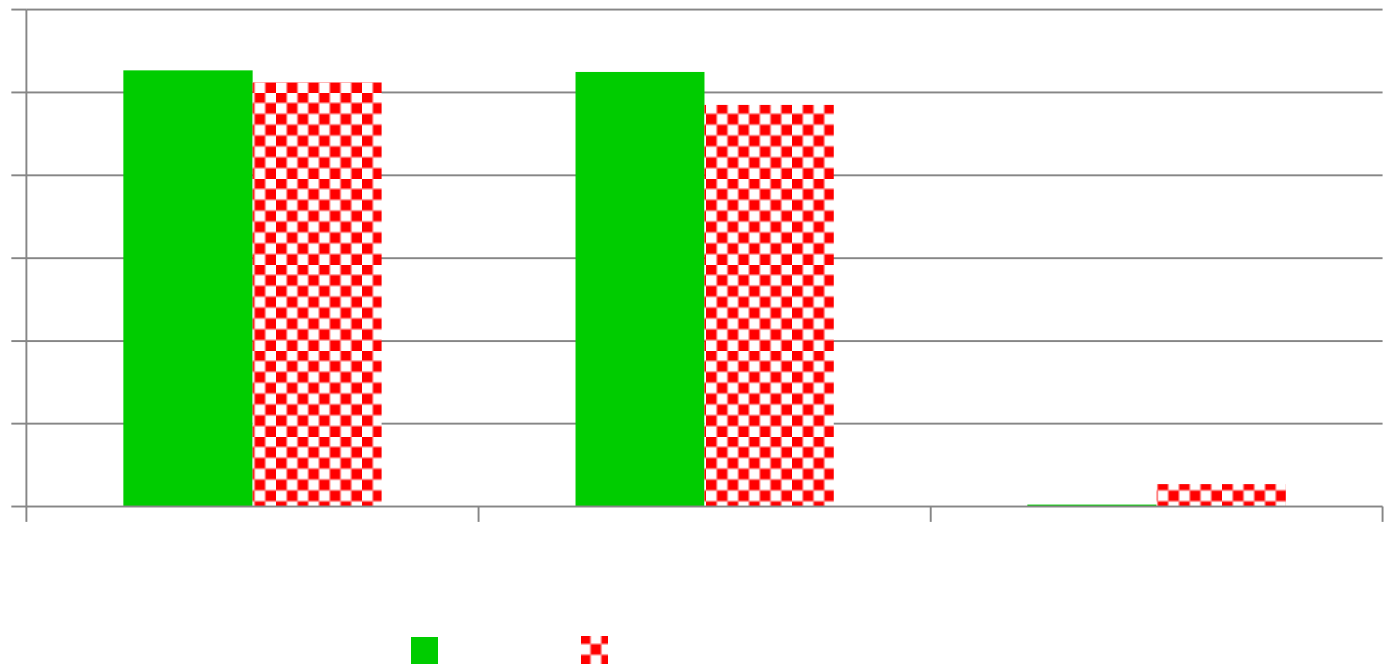
ALA ended its fiscal year on August 31, 2015

The results were audited by ALA's auditor Mueller, LLP in early November

The results were reviewed by the Treasurer, ALA's finance staff and the auditor in mid December

The final results will be presented by staff and the auditor to the Executive Board for their acceptance at this Midwinter Meeting (Monday, January 11, 2016)

Total ALA Revenues, Expenses and Net Revenue



Revenues higher in 2015 primarily due to additional grants and awards during the year - \$2.3 million

Higher revenues were also realized in advertising and short-term investments

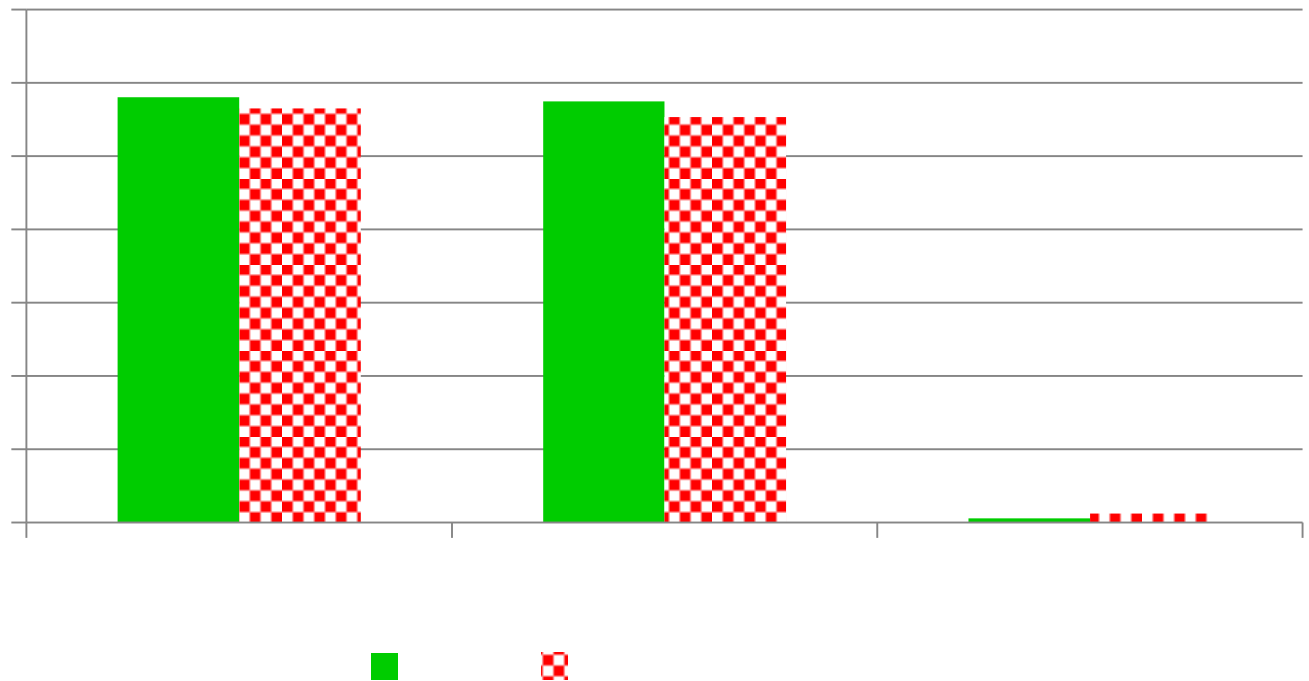
Expenses were higher primarily from additional Grants & Awards and Meetings & Conferences (San Francisco)

Result - Net Revenue was \$220,625 in FY15

Total ALA Revenues and Expenses - 2015

	<u>2015</u>	<u>2014</u>	<u>\$ Change From 2014</u>
Revenues	\$ 52,686,959	\$ 51,239,897	\$ 1,447,062
Expenses	\$ 52,466,334	\$ 48,509,260	\$ 3,957,074
Net Revenue	\$ 220,625	\$ 2,730,637	\$ (2,510,012)

General Fund Revenues and Expenses- 2015



Revenues higher for the year due to a strong AC and interest & Dividends
Dues revenue essentially flat declining by \$55,604 or -1.0% to \$5.4 million
Expenses were higher due to the impact of labor & equipment costs related
to the AC in San Francisco
Result was net revenue of \$279,375

General Fund Revenues and Expenses- 2015

	<u>2015</u>	<u>2014</u>	<u>\$ Change From 2014</u>
Revenues	\$ 29,024,423	\$ 28,266,173	\$ 758,250
Expenses	<u>\$ 28,745,048</u>	<u>\$ 27,659,586</u>	<u>\$ 1,085,462</u>
Net Revenue	\$ 279,375	\$ 606,587	\$ (327,212)


Publishing Revenues & Expenses – 2015

		Total	Total	Net
		<u>Revenues</u>	<u>Expenses</u>	<u>Revenues</u>
ALA Editions		\$ 4,118,594	\$ 4,888,496	(\$ 769,902)
Booklist/Book Links		\$ 5,226,863	\$ 3,850,858	\$ 1,376,005
Products & Promotions		\$ 1,046,577	\$ 910,168	\$ 136,409
Digital Resources		\$ 1,339,617	\$ 1,487,045	(\$ 147,428)
American Libraries		\$ 913,475	\$ 913,475	\$ 0
Publishing - AED		\$ 0	(\$ 34,921)	\$ 34,921
	Total	\$ 12,645,126	\$ 12,015,121	\$ 630,005

Meetings & Conferences

Revenues and Expenses - 2015

				Net
		<u>Revenues</u>	<u>Expenses</u>	<u>Revenue</u>
Annual Conference		\$ 6,618,866	\$ 5,847,316	\$771,550
Midwinter Meeting		<u>\$ 2,687,032</u>	<u>\$ 2,710,903</u>	<u>(\$ 23,871)</u>
	Total	\$ 9,305,898	\$ 8,558,219	\$ 747,679



Total Roundtables Revenues and Expenses – 2015

		<u>2015</u>	<u>2014</u>	<u>\$ Change From 2014</u>
Revenues		\$ 428,775	\$ 358,257	\$ 70,518
Expenses		<u>\$ 263,737</u>	<u>\$ 216,753</u>	<u>\$ 46,984</u>
	Net	\$ 165,038	\$ 141,504	\$ 117,502

Total ALA Assets, Liabilities & Net Assets – 2015

	<u>2015</u>	<u>2014</u>	<u>\$ Change From 2014</u>
Assets	\$ 77,572,339	\$ 80,368,888	(\$ 2,796,549)
Liabilities	\$ 46,034,318		

Thank You